



LOS ANGELES AREA (800) 366-3473
 NEW YORK AREA (800) 526-4592
 CHICAGO AREA (800) 547-3473
 ATLANTA AREA (800) 762-0542

ALTA

Call Potter Roemer for current listings and approvals. Dimensions are subject to manufacturer's tolerances and change without notice. We assume no responsibility for use of superseded or void data.

7000 SERIES FIRE EXTINGUISHER CABINETS

REGULARLY FURNISHED:

BOX- Cold rolled steel with an electrostatically applied, thermally-fused polyester coating with recoatable white finish, and a continuous hinge. (Brass Pin)

DOOR AND FRAME

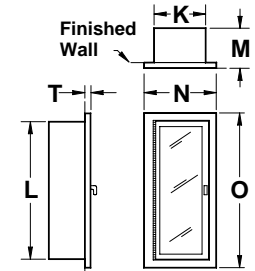
7007-7029 Series: Steel - Cold rolled steel with recoatable white polyester finish.

7030-7049 Series: Aluminum - Satin finish, clear polyester coated.

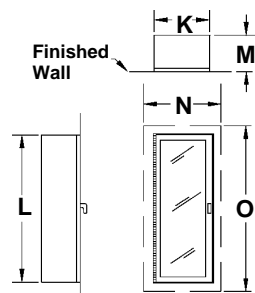
7050-7069 Series: Stainless Steel - #304 Stainless Steel with #4 finish.

7070-7089 Series: Brass - Polished finish, clear polyester coated.

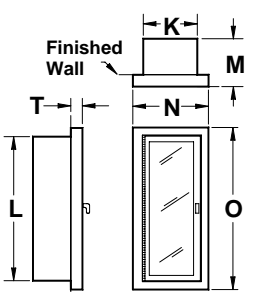
Wall mounting and size of cabinet as selected by model number.



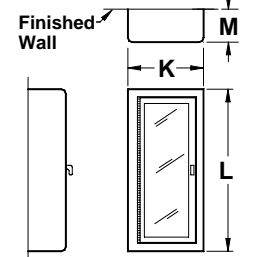
RECESSED



TRIMLESS



SEMI-RECESSED



SURFACE

Qty	Model No.				Wall Mounting	Inside Box Dimensions			Overall Frame		Minimum Wall Opening Required			Trim	ADA	For Use With These Extinguishers
	Steel	Aluminum	Stainless Steel	Brass		K	L	M	N	O	W	H	D			
	7007	7037	7057	7077	Recessed	9	18	5	11 ³ / ₄	20 ³ / ₄	10	19	4 ³ / ₄	1/2	Yes	3002, 3005, 3005-3, 3302, 3305, 3305-3
	7008	7038	7058	7078	Semi-Recessed	9	18	5	11 ³ / ₄	20 ³ / ₄	10	19	3 ¹ / ₄	2	Yes	
	7009	7039	7059	7079	Surface	11 ¹ / ₂	20 ¹ / ₂	6	-	-	-	-	-	No		
	7010	7030	7050	7070	Recessed	9	24	5	11 ³ / ₄	26 ³ / ₄	10	25	4 ³ / ₄	1/2	Yes	
	7012	7032	7052	7072	Semi-Recessed	9	24	5	11 ³ / ₄	26 ³ / ₄	10	25	3 ¹ / ₄	2	Yes	3002, 3005, 3005-3, 3010, 3306, 3310, 3302, 3305, 3305-3, 3306, 3405
	7013	7033	7053	7073	Semi-Recessed	9	24	5	11 ³ / ₄	26 ³ / ₄	10	25	2 ¹ / ₄	3	Yes	
	7020	7040	7060	7080	Recessed	9	24	5 ³ / ₄	11 ³ / ₄	26 ³ / ₄	10	25	5 ¹ / ₂	1/2	Yes	3002, 3005, 3005-3, 3010, 3306, 3310, 3302, 3305, 3305-3, 3405
	7021	7041	7061	7081	Trimless	9	24	6 ¹ / ₄	12 ³ / ₄	27 ³ / ₄	10	25	6 ¹ / ₂	-	Yes	
	7022	7042	7062	7082	Semi-Recessed	9	24	5 ³ / ₄	11 ³ / ₄	26 ³ / ₄	10	25	4	2	Yes	3020, 3202, 3320, 3410
	7023	7043	7063	7083	Semi-Recessed	9	24	5 ³ / ₄	11 ³ / ₄	26 ³ / ₄	10	25	3	3	Yes	
	7024	7044	7064	7084	Surface	11 ¹ / ₂	26 ¹ / ₂	6	-	-	-	-	-	No		
	7025	7045	7065	7085	Recessed	12	27	8	14 ³ / ₄	29 ³ / ₄	13	28	7 ³ / ₄	1/2	Yes	3020, 3202, 3320, 3410
	7026	7046	7066	7086	Trimless	12	27	8 ¹ / ₂	15 ³ / ₄	30 ³ / ₄	13	28	8 ³ / ₄	-	Yes	
	7027	7047	7067	7087	Semi-Recessed	12	27	8	14 ³ / ₄	29 ³ / ₄	13	28	5 ¹ / ₄	3	Yes	
	7028	7048	7068	7088	Semi-Recessed	12	27	8	14 ³ / ₄	29 ³ / ₄	13	28	3 ¹ / ₄	5	No	
	7029	7049	7069	7089	Surface	14 ⁵ / ₈	29 ³ / ₈	8	-	-	-	-	-	No		

ALL DIMENSIONS ARE IN INCHES UNLESS OTHERWISE NOTED

SELECT: Door style

- A Full Glass, w/Tempered Safety Glass
- B Full Glass, w/Lock & Break Rite® Handle
- D Duo-Panel w/Tempered Safety Glass
- DV Duo-Vertical Door w/Tempered Safety Glass
- DVL Duo-Vertical Door w/Lock & Break Rite® Handle
- E Tempered Sfty. Glass (25 sq. in.) w/Lock & Break Rite® Handle
- F Solid Flush Door
- FS Solid Flush Door w/ Lock

OPTIONAL GLAZING MATERIAL:

- 1 TS Bronze Tempered Safety Glass
- 2 TS Smoke Tempered Safety Glass
- 4 TS Obscure Tempered Safety Glass
- 5 1/4" Wire Inserted Glass
- 6 1/8" Clear Acrylic
- 7 1/8" Bronze Acrylic
- 8 1/8" White Acrylic
- 9 1/8" Smoke Acrylic
- 10 1/8" Red Acrylic

NON-LOCKING DOOR HANDLES:

NOTE: Door Styles-A,-D,-DV, & -F provided w/lever handle & cam latch.
 For Flush Pull Handle, Select -FP

OPTIONAL FIRE EXTINGUISHER LETTERING:

- HW Horizontal White
- HB Horizontal Black
- HR Horizontal Red
- VW Vertical White
- VB Vertical Black
- VR Vertical Red
- VAW Vertical Ascending White
- VAB Vertical Ascending Black
- VAR Vertical Ascending Red

OPTIONAL DOOR AND FRAME FINISHES:

- STEEL: Any polyester paint color, if available; Provide mfg. name and color number.
- ALUMINUM: Light, Medium or Dark duranodic.
- STAINLESS STEEL: Number 304 Stainless, with #8 mirror finish.
- BRONZE: U.S. # 10 Satin finish with clear coating, or dark oxidized, oil rubbed; specify
- RED: For Red Polyester Finish, Add This Suffix
- RR: For Rolled Radius Return, Add This Suffix
- CUSTOM

All Glass Door Styles Provided With Clear Tempered Safety Glass, in Compliance With ANSI#Z97.1-1984

Job Name: _____
 Architect/Contractor: _____
 Rep: _____
 Page: _____ of _____

DATE:
January 2001

MEMBERS:



MODEL NUMBER
7007-7089 SERIES

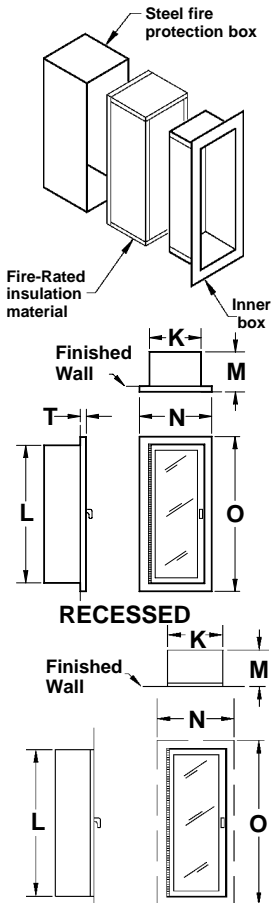


LOS ANGELES AREA (800) 366-3473
 NEW YORK AREA (800) 526-4592
 CHICAGO AREA (800) 547-3473
 ATLANTA AREA (800) 762-0542

ALTA

Call Potter Roemer for current listings and approvals. Dimensions are subject to manufacturer's tolerances, and change without notice. We assume no responsibility for use of superseded or void data.

FIRE RATED 7000 SERIES FIRE EXTINGUISHER CABINETS UL CLASSIFIED, 7N43



REGULARLY FURNISHED:

BOX- Cold rolled steel with an electrostatically applied, thermally-fused polyester coating with recoatable white finish, and a continuous hinge. (Brass Pin)

DOOR AND FRAME

7007-7028 Series: Steel - Cold rolled steel with recoatable white polyester finish.

7030-7048 Series: Aluminum - Satin finish, clear polyester coated.

7050-7068 Series: Stainless Steel - #304 Stainless Steel with #4 finish.

7070-7088 Series: Brass - Polished finish, clear polyester coated.

Wall mounting and size of cabinet as selected by model number.

Qty	Model No.				Wall Mounting	Inside Box Dimensions			Overall Frame		Minimum Wall Opening Required			Trim T	ADA	For Use With These Extinguishers
	Steel	Aluminum	Stainless Steel	Brass		K	L	M	N	O	W	H	D			
	7007	7037	7057	7077	Recessed	9	18	5	11 ³ / ₄	20 ³ / ₄	11 ¹ / ₄	20	5 ⁵ / ₈	1/2	Yes	3002
	7008	7038	7058	7078	Semi-Recessed	9	18	5	11 ³ / ₄	20 ³ / ₄	11 ¹ / ₄	20	4 ¹ / ₈	2	Yes	3005
	7010	7030	7050	7070	Recessed	9	24	5	11 ³ / ₄	26 ³ / ₄	11 ¹ / ₄	26	5 ⁵ / ₈	1/2	Yes	3005-3
	7012	7032	7052	7072	Semi-Recessed	9	24	5	11 ³ / ₄	26 ³ / ₄	11 ¹ / ₄	26	4 ¹ / ₈	2	Yes	3302
	7013	7033	7053	7073	Semi-Recessed	9	24	5	11 ³ / ₄	26 ³ / ₄	11 ¹ / ₄	26	3 ¹ / ₈	3	Yes	3305
	7020	7040	7060	7080	Recessed	9	24	5 ³ / ₄	11 ³ / ₄	26 ³ / ₄	11 ¹ / ₄	26	6 ³ / ₈	1/2	Yes	3305-3
	7021	7041	7061	7081	Trimless	9	24	6 ¹ / ₄	12 ³ / ₄	27 ³ / ₄	11 ¹ / ₄	26	7 ³ / ₈	-	Yes	3006
	7022	7042	7062	7082	Semi-Recessed	9	24	5 ³ / ₄	11 ³ / ₄	26 ³ / ₄	11 ¹ / ₄	26	4 ⁷ / ₈	2	Yes	3010
	7023	7043	7063	7083	Semi-Recessed	9	24	5 ³ / ₄	11 ³ / ₄	26 ³ / ₄	11 ¹ / ₄	26	3 ⁷ / ₈	3	Yes	3306
	7025	7045	7065	7085	Recessed	12	27	8	14 ³ / ₄	29 ³ / ₄	14 ¹ / ₄	29	8 ⁵ / ₈	1/2	Yes	3310
	7026	7046	7066	7086	Trimless	12	27	8 ¹ / ₂	15 ³ / ₄	30 ³ / ₄	14 ¹ / ₄	29	9 ⁵ / ₈	-	Yes	3020
	7027	7047	7067	7087	Semi-Recessed	12	27	8	14 ³ / ₄	29 ³ / ₄	14 ¹ / ₄	29	6 ¹ / ₈	3	Yes	3202
	7028	7048	7068	7088	Semi-Recessed	12	27	8	14 ³ / ₄	29 ³ / ₄	14 ¹ / ₄	29	4 ¹ / ₈	5	No	3320
																3410

ALL DIMENSIONS ARE IN INCHES UNLESS OTHERWISE NOTED

SELECT: Door style

- A Full Glass, w/Tempered Safety Glass
- B Full Glass, w/Lock & Break Rite® Handle
- D Duo-Panel w/Tempered Safety Glass
- DV Duo-Vertical Door w/Tempered Safety Glass
- DVL Duo-Vertical Door w/Lock & Break Rite® Handle
- E Tempered Sfty. Glass (25 sq. in.) w/Lock & Break Rite® Handle
- F Solid Flush Door
- FS Solid Flush Door w/ Lock

OPTIONAL GLAZING MATERIAL:

- 1 TS Bronze Tempered Safety Glass
- 2 TS Smoke Tempered Safety Glass
- 4 TS Obscure Tempered Safety Glass
- 5 1/4" Wire Inserted Glass
- 6 1/8" Clear Acrylic
- 7 1/8" Bronze Acrylic
- 8 1/8" White Acrylic
- 9 1/8" Smoke Acrylic
- 10 1/8" Red Acrylic

NON-LOCKING DOOR HANDLES:

NOTE: Door Styles-A,-D,-DV, & -F provided w/lever handle & cam latch.
 For Flush Pull Handle, Select -FP

OPTIONAL FIRE EXTINGUISHER LETTERING:

- HW Horizontal White
- HB Horizontal Black
- HR Horizontal Red
- VW Vertical White
- VB Vertical Black
- VR Vertical Red
- VAW Vertical Ascending White
- VAB Vertical Ascending Black
- VAR Vertical Ascending Red

OPTIONAL DOOR AND FRAME FINISHES:

- STEEL: Any polyester paint color, if available; Provide mfg. name and color number.
- ALUMINUM: Light, Medium or Dark duranodic.
- STAINLESS STEEL: Number 304 Stainless, with #8 mirror finish.
- BRONZE: U.S. # 10 Satin finish with clear coating, or dark oxidized, oil rubbed; specify
- RED: For Red Polyester Finish, Add This Suffix
- RR: For Rolled Radius Return, Add This Suffix
- CUSTOM _____

Job Name: _____
 Architect/Contractor: _____
 Rep: _____
 Page: _____ of _____

DATE:
 January 2001

MEMBERS:



MODEL NUMBER
 FRC7007-FRC7088 SERIES